

P4 Home learning Grid – 4th May 2020

Maths	Literacy	HWB	Project
Log on to Sumdog – complete the challenges which you have been set.	Practice reading Fry’s 300 common words in your home learning packs. To challenge yourself, click here to play a game of concentration.	Try out one of the mindfulness or yoga sessions online. cosmickids.com Mindfulness and meditation videos for kids	ART Take part in Dr Stahl’s weekly art lessons, available on our school website.
Draw an empty number line and select the following tasks. Mild – I can count in ½’s Spicy – I can count in ¼’s Hot – I can count in 1/10’s	Read the short story below. Choose some of the activities to complete in your jotter. Remember to try and challenge yourself, if mild is very easy, try spicy too.	Choose 1 or 2 tasks from Mr Robertson’s staying active Home Learning grid on our school website	Science Look back at the different states of the water here . Now complete the worksheet on the states of water below.
Practice finding the missing number to 100 using a 100 square. Look at the challenges below.	Read the character description of Dink below. In your jotter, make a list of the adjectives. Use the adjectives to draw a picture of Dink in your jotter.	Go for a walk outside for 20 minutes every day. Write down 3 things that you see on your journey.	French Click here to some French activities. Choose one of the challenges and see if you can match the words with the pictures.
Design your own poster to remember all the facts in the 8 times table. Mild – Times table facts Spicy – Times table and division Hot - Times tables, division and fractions	Choose a different animal that lives in the water eg – an octopus. Do some research in to this animal using book and the internet. Create a fact file page for this animal. Mild – I can include at least 3 facts. Spicy – I can include at least 5 facts. Hot – I can include at least 7 facts.	Make a tent in a safe place in your garden or house. Make sure the tent is cosy and warm. When in your tent draw a picture or write a story about your favourite memory or dream. Make sure you include all the people who were there.	Technology Making Giant Bubbles Click here to learn how to make giant bubbles at home. Follow the instructions then go outside and try to make giant bubbles.
Log into Big Maths and complete your CLIC and Learn Its challenges	Use this week spelling words (P4B, yours are below) and complete the activities. 1. Use lego bricks or anything in the house to spell out each word. 2. Write each of the words out in your jotter using your ‘other’ hand. 3. Write a silly sentence or short story using the words.	Walk to your favourite outdoor space and close your eyes when you get there. Listen carefully to all the sounds that you can hear and tell someone what you heard.	Art George Seurat was a famous French artist that painted in a style called Pointilism. Click here to see an example of one of his paintings then see if you can make your own.

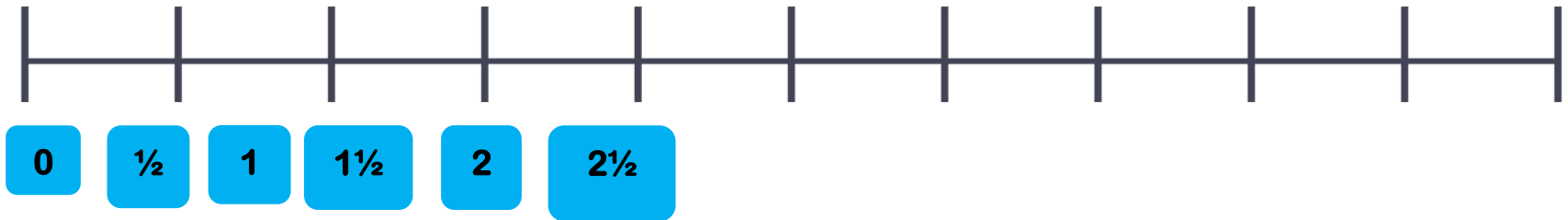
P4 Home learning Grid – 4th May 2020



Maths

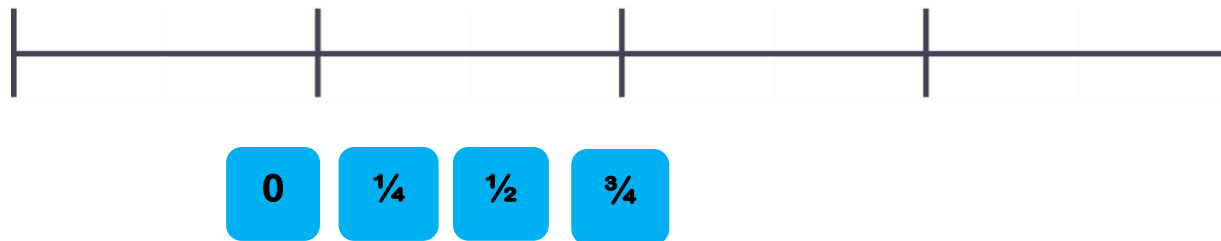
Mild - I can count along in $\frac{1}{2}$'s. Can you put the numbers on the number line and complete it.

Step 5
Counting in $\frac{1}{2}$ s



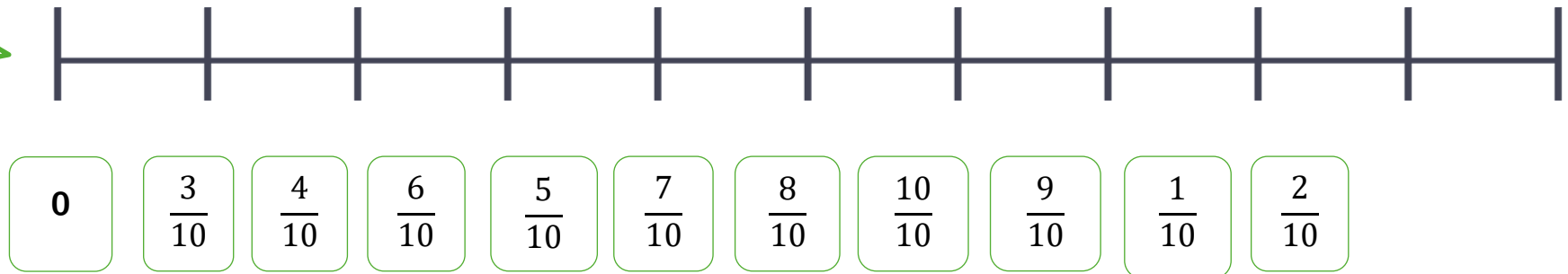
Spicy - I can count in $\frac{1}{4}$'s. Can you put the numbers on the number line and complete it.

Step 5
Counting in $\frac{1}{4}$ s




Hot - I can count in $\frac{1}{10}$ ' s. Can you put the numbers on the number line and complete it.

Counting in tenths




P4 Home learning Grid – 4th May 2020

Science - States of Water



Water



ice



water vapour

Use the words ice, water and water vapour to complete the table below:

Freezing		to	
Melting		to	
Evaporation		to	
Condensation		to	

P4 Home learning Grid – 4th May 2020

Reading activities.

One smiling Grandma

One smiling Grandma in a rocking chair,

Two yellow bows tied on braided hair.

Three humming birds sipping nectar sweet.

Four steel drums tapping out their beat.

Five flying fish gliding through the air.

Six market ladies selling their wares.

Seven conch shells I fin on the beach.

Eight sugar apples, just out of reach.

Nine hairy coconuts, hard and round.

Ten sleepy mongoose

Hush! Not a sound!

Mild - Copy and complete each of the sentences.

1. There were three.....
2. There were eight.....
3. There were five.....
4. There was one.....
5. There were two.....

Spicy - In sentences, answer each question in your book.

1. What were the coconuts like?
2. What were the drums made of?
3. Where were the six ladies?
4. What sort of shells were on the beach?
5. What would happen if there was too much noise?

Hot - In sentences, answer each question in your book.

1. What words tell you that the drums were being played?
2. What do you think 'sipping nectar sweet' means?
3. The poem was written in the Caribbean, how can you tell?
4. What did you like and dislike about the poem and why?
5. Draw a picture of what the poem makes you think of?

P4 Home learning Grid – 4th May 2020

Primary 4B spelling words.

Stripes	Squiggles	spots
-ing	e	-ing
beating	elf	burning
boiling	red	counting
floating	bed	discovering
looking	ted	disturbing
painting	egg	frightening
preaching	leg	murmuring
reading	ted	parking
sailing		renewing
shooting		starting
sleeping		throwing